

ATRT Check Box

turns ratio tester verification device



Vanguard Instruments Company, Inc.
www.vanguard-instruments.com



ATRT Check Box

Turns Ratio Tester Verification Device

ordering information

Part No.	Description
9129-UC	ATRT Check Box

outstanding features

- Field performance verification of all Electronic Turns Ratio Testers
- Up to 250 Vac excitation voltage
- Up to 12,000:1 turns ratio

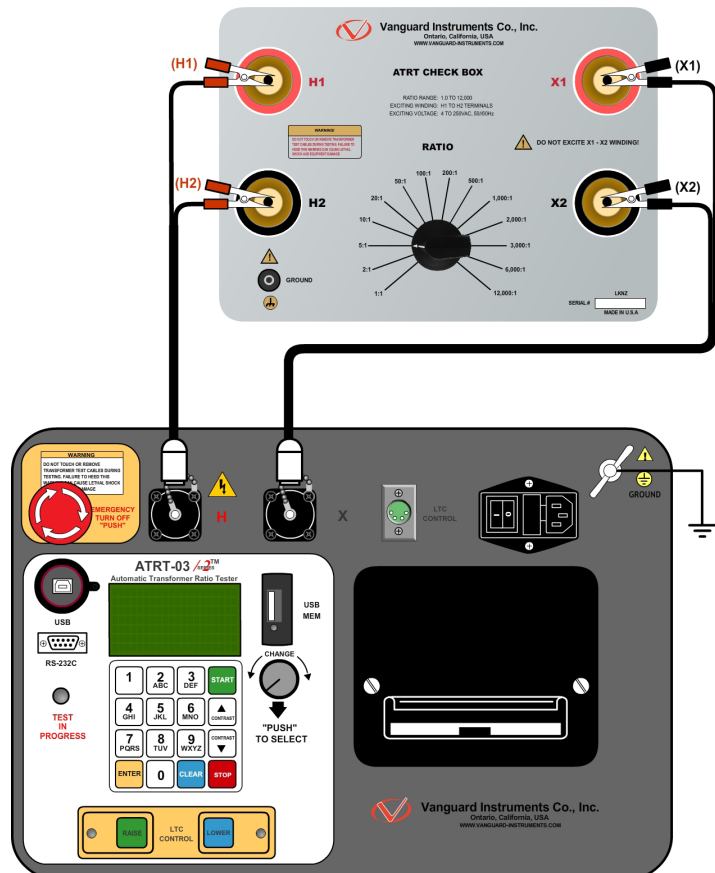
The Vanguard ATRT Check Box is designed to verify the field performance of all Electronic Transformer Turns Ratio Testers. It can also be used for trouble-shooting and servicing Electronic Turns Ratio Testers.

The ATRT Check Box uses a toroidal auto-transformer with different taps to give the precise turns-ratio. The design uses a nickel-iron superalloy core to minimize excitation current in order to achieve very accurate turns ratios.

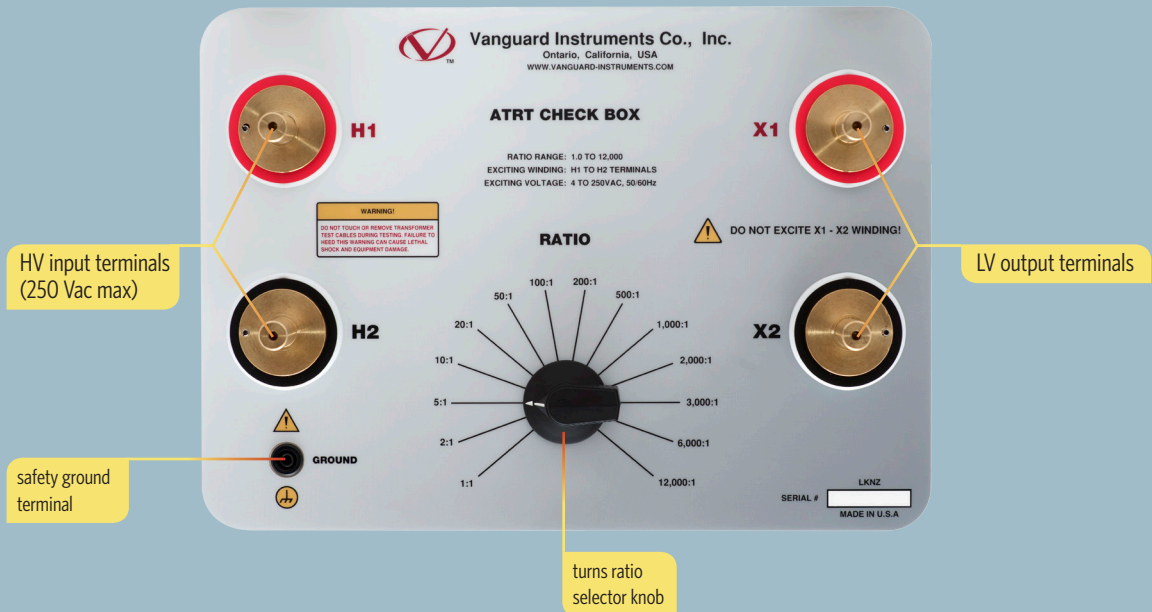
Up to 250 Vac excitation voltage can be applied to the ATRT Check Box, allowing it to be used with virtually all turns ratio testers on the market.

The ATRT Check Box offers the following turns ratios: 1:1, 2:1, 5:1, 10:1, 20:1, 50:1, 100:1, 200:1, 500:1, 1,000:1, 2,000:1, 3,000:1, 6,000:1, and 12,000:1. A turns ratio calibration certificate is provided with each ATRT Check Box.









ATRT Check Box Connections (shown connected to a Vanguard ATRT-03 S2)



ATRT Check Box Features



ATRT Check Box *technical specifications*

 physical specifications	Dimensions: 14½"W x 7½"H x 12" D (36 cm x 19 cm x 30.5 cm) Weight: 9.1 lbs. (4.13 Kg)	 max excitation voltage	250 Vac, 50/60 Hz
 turns-ratio selection	1:1, 2:1, 5:1, 10:1, 50:1, 100:1, 200:1, 500:1, 1,000:1, 2,000:1, 3,000:1, 6,000:1, 12,000:1		
 turns-ratio accuracy	1 – 3000 to 1: ±0.05% of settings; 6,000 – 12,000 to 1: ± 0.15% of setting. Test data is included with each device.		
 temperature	Operating: -10°C to +50°C (+15°F to +122°F) Storage: -30°C to +70°C (-22°F to +158°F)	 humidity	90% RH @ 40°C (104°F) non-condensing
 altitude	2,000 m (6,562 ft) to full safety specifications	 warranty	one year on parts and labor

NOTE : the above specifications are valid at nominal voltage and ambient temperature of +25°C (+77°F). Specifications are subject to change without notice.



Instruments designed and developed by the hearts and minds of utility electricians around the world.

Vanguard Instruments Company (VIC), was founded in 1991. Currently, our 28,000 square-foot facility houses Administration, Design & Engineering, and Manufacturing operations. From its inception, VIC's vision was, and is to develop and manufacture innovative test equipment for use in testing substation EHV circuit breakers and other electrical apparatus.

The first VIC product was a computerized circuit breaker analyzer, which was a resounding success. It became the forerunner of an entire series of circuit breaker test equipment. Since its beginning, VIC's product line has expanded to include microcomputer-based, precision micro-ohmmeters, single and three phase transformer winding turns-ratio testers, transformer winding-resistance meters, mega-ohm resistance meters, and a variety of other electrical utility maintenance support products.

VIC's performance-oriented products are well suited for the utility industry. They are rugged, reliable, accurate, user friendly, and most are computer controlled. Computer control, with innovative programming, provides many automated testing functions. VIC's instruments eliminate tedious and time-consuming operations, while providing fast, complex, test-result calculations. Errors are reduced and the need to memorize long sequences of procedural steps is eliminated. Every VIC instrument is competitively priced and is covered by a liberal warranty.



Vanguard Instruments Company, Inc.

1520 S. Hellman Avenue • Ontario, California 91761, USA
Phone 909-923-9390 • Fax 909-923-9391
www.vanguard-instruments.com